

## CONTUL DE EXECUTIE

## A BUGETULUI INSTITUTIILOR PUBLICE SI ACTIVITATILOR FINANTATE INTEGRAL SAU PARTIAL DIN VENITURI PROPRII (DE SUBORDONARE LOCALA) -VENITURI

la data de 30.09.2017

Cod 20

-lei-

| Denumirea indicatorilor  | Cod indicator | Prevederi bugetare                               |                       | Drepturi constatate |                     |                 | Incasari realizate | Stingeri pe alte cai decat incasari | Drepturi constatate de incasat |
|--|---------------|--|-----------------------|---------------------|---------------------|-----------------|--------------------|-------------------------------------|--------------------------------|
|  |               | anuale aprobate la finele perioadei de raportare | trimestriate cumulate | Total, din care:    | din anii precedenti | din anul curent |                    |                                     |                                |
| A  | B             | 1  | 2                     | 3=4+5               | 4                   | 5               | 6                  | 7                                   | 8=3-6-7                        |
| TOTAL VENITURI (cod 00.02+00.15+00.16+00.17+45.10+48.10)   | 000110        | 60,580,000                                       | 49,757,850            | 45,693,033          | 2,163,022           | 43,530,011      | 43,862,246         | 121,483                             | 1,709,304                      |
| I. VENITURI CURENTE (cod 00.03+00.12)  | 0002          | 33,798,000                                       | 26,156,850            | 23,652,445          | 2,163,022           | 21,489,423      | 21,821,658         | 121,483                             | 1,709,304                      |
| C. VENITURI NEFISCALE ( cod 00.13+00.14)   | 2900          | 33,798,000                                       | 26,156,850            | 23,652,445          | 2,163,022           | 21,489,423      | 21,821,658         | 121,483                             | 1,709,304                      |
| C1. VENITURI DIN PROPRIETATE (cod 30.10+31.10)   | 3000          | 1,016,620  | 841,270               | 300,422             | 76,733              | 223,689         | 246,778            | 24,710                              | 28,934                         |
| Venituri din proprietate (cod 30.10.05+30.10.08+30.10.09+30.10.50)   | 3010          | 1,016,620  | 841,270               | 300,422             | 76,733              | 223,689         | 246,778            | 24,710                              | 28,934                         |
| Venituri din concesiuni si inchirieri (cod 30.10.05.30)  | 301005        | 999,620  | 826,270               | 300,422             | 76,733              | 223,689         | 246,778            | 24,710                              | 28,934                         |
| Alte venituri din concesiuni si inchirieri de catre institutiile publice   | 30100530      | 999,620  | 826,270               | 300,422             | 76,733              | 223,689         | 246,778            | 24,710                              | 28,934                         |
| Alte venituri din proprietate  | 301050        | 17,000   | 15,000                |                     |                     |                 |                    |                                     |                                |
| C2. VANZARI DE BUNURI SI SERVICII (cod 33.10+34.10+35.10+36.10+37.10)  | 3300          | 32,781,380                                       | 25,315,580            | 23,352,023          | 2,086,289           | 21,265,734      | 21,574,880         | 96,773                              | 1,680,370                      |
| Venituri din prestari de servicii si alte activitati (cod 33.10.05+33.10.08+33.10.09+33.10.13+ 33.10.14+ 33.10.16+33.10.17+33.10.19 la 33.10.21+33.10.30 la 33.10.32+33.10.50) | 3310          | 32,298,550                                       | 24,873,150            | 23,000,484          | 2,086,289           | 20,914,195      | 21,223,341         | 96,773                              | 1,680,370                      |
| Taxe si alte venituri in invatamant  | 331005        | 4,358,230  | 3,352,330             | 1,695,234           | 144,133             | 1,551,101       | 1,661,056          |                                     | 34,178                         |
| Venituri din prestari de servicii  | 331008        | 2,788,000  | 2,503,000             | 2,685,524           | 235,252             | 2,450,272       | 2,443,729          |                                     | 241,795                        |
| Contributia elevilor si studentilor pentru internate, camine si cantine.   | 331014        | 1,950,800  | 1,581,800             | 800,447             | 3,664               | 796,783         | 795,314            |                                     | 5,133                          |
| Venituri din valorificarea produselor obtinute din activitatea proprie sau anexa   | 331016        | 154,000  | 116,000               | 129,004             | 24,812              | 104,192         | 105,152            |                                     | 23,852                         |
| Venituri din organizarea de cursuri de calificare si conversie profesionala, specializare si perfectionare   | 331017        | 29,000   | 22,000                | 7,608               |                     | 7,608           | 7,608              |                                     |                                |
| Venituri din serbari si spectacole scolare, manifestari  | 331019        | 330,000  | 242,000               | 307,935             | 851                 | 307,084         | 200,258            | 96,773                              | 10,904                         |



| A   | B        | 1          | 2          | 3=4+5      | 4         | 5          | 6          | 7 | 8=3-6-7   |
|---|----------|------------|------------|------------|-----------|------------|------------|---|-----------|
| culturale, artistice si sportive  |          |            |            |            |           |            |            |   |           |
| Venituri din contractele incheiate cu casele de asigurari sociale de sanatate   | 331021   | 18,445,000 | 13,731,000 | 14,470,268 | 1,553,055 | 12,917,213 | 13,229,603 |   | 1,240,665 |
| Venituri din contractele incheiate cu directiile de sanatate publica din sume alocate de la bugetul de stat   | 331030   | 1,745,000  | 1,310,000  | 1,260,946  |           | 1,260,946  | 1,260,946  |   |           |
| Venituri din contractele incheiate cu directiile de sanatate publica din sume alocate din veniturile proprii ale Ministerului Sanatatii             | 331031   | 400,000    | 300,000    | 138,676    |           | 138,676    | 138,676    |   |           |
| Alte venituri din prestari de servicii si alte activitati   | 331050   | 2,098,520  | 1,715,020  | 1,504,842  | 124,522   | 1,380,320  | 1,380,999  |   | 123,843   |
| Diverse venituri (cod 36.10.04+36.10.32+36.10.50)   | 3610     | 186,550    | 162,150    | 131,017    |           | 131,017    | 131,017    |   |           |
| Alte venituri   | 361050   | 186,550    | 162,150    | 131,017    |           | 131,017    | 131,017    |   |           |
| Transferuri voluntare, altele decat subventiile (cod 37.10.01+37.10.03+37.10.04+37.10.50)   | 3710     | 296,280    | 280,280    | 220,522    |           | 220,522    | 220,522    |   |           |
| Donatii si sponsorizari   | 371001   | 208,280    | 208,280    | 206,911    |           | 206,911    | 206,911    |   |           |
| Varsaminte din sectiunea de functionare pentru finantarea sectiunii de dezvoltare a bugetului local (cu semnul minus)                               | 371003   | -149,000   | -145,000   | -36,741    |           | -36,741    | -36,741    |   |           |
| Varsaminte din sectiunea de functionare   | 371004   | 149,000    | 145,000    | 36,741     |           | 36,741     | 36,741     |   |           |
| Alte transferuri voluntare  | 371050   | 88,000     | 72,000     | 13,611     |           | 13,611     | 13,611     |   |           |
| III.OPERAȚIUNI FINANCIARE (cod 40.10+41.10)   | 0016     |            |            | 413,729    |           | 413,729    | 413,729    |   |           |
| Încasări din rambursarea împrumuturilor acordate (cod. 40.10.15+40.10.16)   | 4010     |            |            | 413,729    |           | 413,729    | 413,729    |   |           |
| Sume utilizate din excedentul anului precedent pentru efectuarea de cheltuieli (cod. 40.10.15.01+40.10.15.02)                                       | 401015   |            |            | 413,729    |           | 413,729    | 413,729    |   |           |
| Sume utilizate de administratiile locale din excedentul anului precedent pentru sectiunea de functionare  | 40101501 |            |            | 413,729    |           | 413,729    | 413,729    |   |           |
| IV. SUBVENTII (cod 00.18)   | 4100     | 26,782,000 | 23,601,000 | 21,626,859 |           | 21,626,859 | 21,626,859 |   |           |
| SUBVENTII DE LA ALTE NIVELE ALE ADMINISTRATIEI PUBLICE (cod 42.10+43.10)  | 0018     | 1,832,000  | 1,832,000  | 870,291    |           | 870,291    | 870,291    |   |           |
| Subventii de la alte administratii (cod 43.10.09+43.10.10+43.10.14 la 43.10.17+43.10.19 + 43.10.25 la 43.10.27+43.10.31+43.10.32+43.10.33+43.10.35) | 4310     | 26,782,000 | 23,601,000 | 21,626,859 |           | 21,626,859 | 21,626,859 |   |           |
| Subventii pentru institutii publice   | 431009   | 16,750,000 | 15,369,000 | 14,075,000 |           | 14,075,000 | 14,075,000 |   |           |
| Subventii din bugetele locale pentru finantarea cheltuielilor curente din domeniul sanatatii  | 431010   | 1,000,000  | 1,000,000  | 825,000    |           | 825,000    | 825,000    |   |           |
| Subventii din bugetele locale pentru finantarea cheltuielilor de capital in domeniul sanatatii  | 431014   | 952,000    | 952,000    | 523,300    |           | 523,300    | 523,300    |   |           |
| Subventii pentru institutii publice destinate sectiunii de dezvoltare   | 431019   | 880,000    | 880,000    | 346,991    |           | 346,991    | 346,991    |   |           |
| Subventii din bugetul Fondului national unic de asigurari   | 431033   | 7,200,000  | 5,400,000  | 5,856,568  |           | 5,856,568  | 5,856,568  |   |           |

| A   | B        | 1          | 2          | 3=4+5      | 4         | 5          | 6          | 7       | 8=3-6-7   |
|---|----------|------------|------------|------------|-----------|------------|------------|---------|-----------|
| sociale de sanatate pentru acoperirea cresterilor salariale   |          |            |            |            |           |            |            |         |           |
| VENITURILE SECTIUNII DE FUNCTIONARE (cod 00.02+00.16+00.17) - TOTAL   | 000110   | 58,599,000 | 47,780,850 | 44,786,001 | 2,163,022 | 42,622,979 | 42,955,214 | 121,483 | 1,709,304 |
| I. VENITURI CURENTE (cod 00.03+00.12)   | 0002     | 33,649,000 | 26,011,850 | 23,615,704 | 2,163,022 | 21,452,682 | 21,784,917 | 121,483 | 1,709,304 |
| C. VENITURI NEFISCALE ( cod 00.13+00.14)  | 2900     | 33,649,000 | 26,011,850 | 23,615,704 | 2,163,022 | 21,452,682 | 21,784,917 | 121,483 | 1,709,304 |
| C1. VENITURI DIN PROPRIETATE (cod 30.10 +31.10)   | 3000     | 1,016,620  | 841,270    | 300,422    | 76,733    | 223,689    | 246,778    | 24,710  | 28,934    |
| Venituri din proprietate (cod 30.10.05+30.10.08+30.10.09+30.10.50)  | 3010     | 1,016,620  | 841,270    | 300,422    | 76,733    | 223,689    | 246,778    | 24,710  | 28,934    |
| Venituri din concesiuni si inchirieri (cod 30.10.05.30)   | 301005   | 999,620    | 826,270    | 300,422    | 76,733    | 223,689    | 246,778    | 24,710  | 28,934    |
| Alte venituri din concesiuni si inchirieri de catre institutiile publice  | 30100530 | 999,620    | 826,270    | 300,422    | 76,733    | 223,689    | 246,778    | 24,710  | 28,934    |
| Alte venituri din proprietate   | 301050   | 17,000     | 15,000     |            |           |            |            |         |           |
| C2. VANZARI DE BUNURI SI SERVICII (cod 33.10+34.10+35.10+36.10+37.10)   | 3300     | 32,632,380 | 25,170,580 | 23,315,282 | 2,086,289 | 21,228,993 | 21,538,139 | 96,773  | 1,680,370 |
| Venituri din prestari de servicii si alte activitati (cod 33.10.05+33.10.08+33.10.09+33.10.13+ 33.10.14 +33.10.16+33.10.17 +33.10.19 la 33.10.21+33.10.30 la 33.10.32+33.10.50) | 3310     | 32,298,550 | 24,873,150 | 23,000,484 | 2,086,289 | 20,914,195 | 21,223,341 | 96,773  | 1,680,370 |
| Taxe si alte venituri in invatamant   | 331005   | 4,358,230  | 3,352,330  | 1,695,234  | 144,133   | 1,551,101  | 1,661,056  |         | 34,178    |
| Venituri din prestari de servicii   | 331008   | 2,788,000  | 2,503,000  | 2,685,524  | 235,252   | 2,450,272  | 2,443,729  |         | 241,795   |
| Contributia elevilor si studentilor pentru internate, camine si cantine.  | 331014   | 1,950,800  | 1,581,800  | 800,447    | 3,664     | 796,783    | 795,314    |         | 5,133     |
| Venituri din valorificarea produselor obtinute din activitatea proprie sau anexa  | 331016   | 154,000    | 116,000    | 129,004    | 24,812    | 104,192    | 105,152    |         | 23,852    |
| Venituri din organizarea de cursuri de calificare si conversie profesionala, specializare si perfectionare  | 331017   | 29,000     | 22,000     | 7,608      |           | 7,608      | 7,608      |         |           |
| Venituri din serbari si spectacole scolare, manifestari culturale, artistice si sportive  | 331019   | 330,000    | 242,000    | 307,935    | 851       | 307,084    | 200,258    | 96,773  | 10,904    |
| Venituri din contractele incheiate cu casele de asigurari sociale de sanatate   | 331021   | 18,445,000 | 13,731,000 | 14,470,268 | 1,553,055 | 12,917,213 | 13,229,603 |         | 1,240,665 |
| Venituri din contractele incheiate cu directiile de sanatate publica din sume alocate de la bugetul de stat   | 331030   | 1,745,000  | 1,310,000  | 1,260,946  |           | 1,260,946  | 1,260,946  |         |           |
| Venituri din contractele incheiate cu directiile de sanatate publica din sume alocate din veniturile proprii ale Ministerului Sanatatii   | 331031   | 400,000    | 300,000    | 138,676    |           | 138,676    | 138,676    |         |           |
| Alte venituri din prestari de servicii si alte activitati   | 331050   | 2,098,520  | 1,715,020  | 1,504,842  | 124,522   | 1,380,320  | 1,380,999  |         | 123,843   |
| Diverse venituri (cod 36.10.04+36.10.32+36.10.50)   | 3610     | 186,550    | 162,150    | 131,017    |           | 131,017    | 131,017    |         |           |
| Alte venituri   | 361050   | 186,550    | 162,150    | 131,017    |           | 131,017    | 131,017    |         |           |
| Transferuri voluntare, altele decât subventiile (cod  | 3710     | 147,280    | 135,280    | 183,781    |           | 183,781    | 183,781    |         |           |

| A  | B        | 1          | 2          | 3=4+5      | 4 | 5          | 6          | 7 | 8=3-6-7 |
|--|----------|------------|------------|------------|---|------------|------------|---|---------|
| 37.10.01+37.10.03+37.10.50)  |          |            |            |            |   |            |            |   |         |
| Donatii si sponsorizari  | 371001   | 208,280    | 208,280    | 206,911    |   | 206,911    | 206,911    |   |         |
| Varsaminte din sectiunea de functionare pentru finantarea sectiunii de dezvoltare a bugetului local (cu semnul minus)          | 371003   | -149,000   | -145,000   | -36,741    |   | -36,741    | -36,741    |   |         |
| Alte transferuri voluntare   | 371050   | 88,000     | 72,000     | 13,611     |   | 13,611     | 13,611     |   |         |
| III. OPERATIUNI FINANCIARE (cod 40.10+41.10)   | 0016     |            |            | 413,729    |   | 413,729    | 413,729    |   |         |
| Încasari din rambursarea împrumuturilor acordate (cod. 40.10.15)   | 4010     |            |            | 413,729    |   | 413,729    | 413,729    |   |         |
| Sume utilizate din excedentul anului precedent pentru efectuarea de cheltuieli (cod. 40.10.15.01)                              | 401015   |            |            | 413,729    |   | 413,729    | 413,729    |   |         |
| Sume utilizate de administratiile locale din excedentul anului precedent pentru sectiunea de functionare                       | 40101501 |            |            | 413,729    |   | 413,729    | 413,729    |   |         |
| IV. SUBVENTII (cod 00.18)  | 4100     | 24,950,000 | 21,769,000 | 20,756,568 |   | 20,756,568 | 20,756,568 |   |         |
| SUBVENTII DE LA ALTE NIVELE ALE ADMINISTRATIEI PUBLICE (cod 42.10+43.10)   | 0018     | 24,950,000 | 21,769,000 | 20,756,568 |   | 20,756,568 | 20,756,568 |   |         |
| Subventii de la alte administratii (cod 43.10.09+43.10.10 +43.10.15+43.10.33+43.10.35)   | 4310     | 24,950,000 | 21,769,000 | 20,756,568 |   | 20,756,568 | 20,756,568 |   |         |
| Subventii pentru institutii publice  | 431009   | 16,750,000 | 15,369,000 | 14,075,000 |   | 14,075,000 | 14,075,000 |   |         |
| Subventii din bugetele locale pentru finantarea cheltuielilor curente din domeniul sanatatii                                   | 431010   | 1,000,000  | 1,000,000  | 825,000    |   | 825,000    | 825,000    |   |         |
| Subventii din bugetul Fondului national unic de asigurari sociale de sanatate pentru acoperirea cresterilor salariale          | 431033   | 7,200,000  | 5,400,000  | 5,856,568  |   | 5,856,568  | 5,856,568  |   |         |
| VENITURILE SECTIUNII DE DEZVOLTARE (cod 00.02+00.15+00.16+00.17+45.10+48.10) - TOTAL   | 000110   | 1,981,000  | 1,977,000  | 907,032    |   | 907,032    | 907,032    |   |         |
| I. VENITURI CURENTE (cod 00.12)  | 0002     | 149,000    | 145,000    | 36,741     |   | 36,741     | 36,741     |   |         |
| C. VENITURI NEFISCALE ( cod 00.14)   | 2900     | 149,000    | 145,000    | 36,741     |   | 36,741     | 36,741     |   |         |
| C2. VANZARI DE BUNURI SI SERVICII (cod 36.10+37.10)  | 3300     | 149,000    | 145,000    | 36,741     |   | 36,741     | 36,741     |   |         |
| Transferuri voluntare, altele decât subventiile (cod 37.10.04)   | 3710     | 149,000    | 145,000    | 36,741     |   | 36,741     | 36,741     |   |         |
| Varsaminte din sectiunea de functionare  | 371004   | 149,000    | 145,000    | 36,741     |   | 36,741     | 36,741     |   |         |
| IV. SUBVENTII (cod 00.18)  | 4100     | 1,832,000  | 1,832,000  | 870,291    |   | 870,291    | 870,291    |   |         |
| SUBVENTII DE LA ALTE NIVELE ALE ADMINISTRATIEI PUBLICE (cod 42.10+43.10)   | 0018     | 1,832,000  | 1,832,000  | 870,291    |   | 870,291    | 870,291    |   |         |
| Subventii de la alte administratii (cod 43.10.14+43.10.16+43.10.17+43.10.19 + 43.10.25 la 43.10.27+43.10.31+43.10.32+43.10.35) | 4310     | 1,832,000  | 1,832,000  | 870,291    |   | 870,291    | 870,291    |   |         |
| Subventii din bugetele locale pentru finantarea cheltuielilor de capital in domeniul sanatatii                                 | 431014   | 952,000    | 952,000    | 523,300    |   | 523,300    | 523,300    |   |         |
| Subventii pentru institutii publice destinate sectiunii de dezvoltare  | 431019   | 880,000    | 880,000    | 346,991    |   | 346,991    | 346,991    |   |         |

Conducatorul institutiei


Primar, CATALIN CHERECHES

Conducatorul compartimentului

financia

CARMEN POP



## Anexa 11

**CONTUL DE EXECUTIE**  
**A BUGETULUI INSTITUTIILOR PUBLICE SI ACTIVITATILOR FINANTATE INTEGRAL SAU PARTIAL DIN VENITURI PROPRII (DE SUBORDONARE LOCALA) -CHELTUIELI**

la data de 30.09.2017

Cod 21

-lei-

| Denumirea indicatorilor *)  | Cod indicator | Credite de angajament | Credite bugetare                                 |                       | Angajamente bugetare | Angajamente legale | Plati efectuate | Angajamente legale de platit | Cheltuieli efective |
|---|---------------|-----------------------|--|-----------------------|----------------------|--------------------|-----------------|------------------------------|---------------------|
|   |               |                       | anuale aprobate la finele perioadei de raportare | trimestriale cumulate |                      |                    |                 |                              |                     |
| A   | B             | 1                     | 2  | 3                     | 4                    | 5                  | 6               | 7=5-6                        | 8                   |
| TOTAL CHELTUIELI - SECTIUNEA DE FUNCTIONARE + SECTIUNEA DE DEZVOLTARE (cod 50.10+59.10+63.10+70.10+74.10+79.10)       | 4910          | 1,309,000             | 61,102,000                                       | 50,279,850            | 61,092,900           | 61,092,900         | 41,778,533      | 19,314,367                   | 42,608,578          |
| Partea III-a CHELTUIELI SOCIAL-CULTURALE (cod 65.10+66.10+67.10+68.10)  | 6310          | 672,000               | 48,478,000                                       | 38,415,850            | 48,478,000           | 48,478,000         | 31,176,642      | 17,301,358                   | 31,190,145          |
| Invatamant (cod 65.10.03 la 65.10.05+65.10.07+65.10.11+65.10.50)  | 6510          | 34,000                | 8,480,000  | 6,828,850             | 8,480,000            | 8,480,000          | 3,037,840       | 5,442,160                    | 2,929,105           |
| Invaatamant prescolar si primar (cod 65.10.03.01+65.10.03.02)   | 651003        |                       | 4,071,000  | 3,113,500             | 4,071,000            | 4,071,000          | 1,495,192       | 2,575,808                    | 1,469,486           |
| Invatamant prescolar  | 65100301      |                       | 4,071,000  | 3,113,500             | 4,071,000            | 4,071,000          | 1,495,192       | 2,575,808                    | 1,469,486           |
| Invatamant secundar (cod 65.10.04.01 la 65.10.04.03)  | 651004        | 34,000                | 4,409,000  | 3,715,350             | 4,409,000            | 4,409,000          | 1,542,648       | 2,866,352                    | 1,459,619           |
| Invatamant secundar inferior  | 65100401      |                       | 311,300  | 274,550               | 311,300              | 311,300            | 57,547          | 253,753                      | 11,065              |
| Invatamant secundar superior  | 65100402      | 34,000                | 4,097,700  | 3,440,800             | 4,097,700            | 4,097,700          | 1,485,101       | 2,612,599                    | 1,448,554           |
| Sanatate (66.10.06+66.10.08+66.10.50)   | 6610          | 622,000               | 30,428,000                                       | 23,289,000            | 30,428,000           | 30,428,000         | 21,120,394      | 9,307,606                    | 21,137,860          |
| Servicii medicale in unitati sanitare cu paturi (cod 66.10.06.01+66.10.06.03)   | 661006        | 622,000               | 30,428,000                                       | 23,289,000            | 30,428,000           | 30,428,000         | 21,120,394      | 9,307,606                    | 21,137,860          |
| Spitale generale  | 66100601      | 622,000               | 30,428,000                                       | 23,289,000            | 30,428,000           | 30,428,000         | 21,120,394      | 9,307,606                    | 21,137,860          |
| Cultura, recreere si religie (cod 67.10.03+67.10.05+67.10.50)   | 6710          | 16,000                | 9,570,000  | 8,298,000             | 9,570,000            | 9,570,000          | 7,018,408       | 2,551,592                    | 7,123,180           |
| Servicii culturale (cod 67.10.03.03 la 67.10.03.07+67.10.03.09 la 67.10.03.11+67.10.03.14+ 67.10.03.15+ 67.10.03.30)) | 671003        |                       | 5,898,000  | 4,740,000             | 5,898,000            | 5,898,000          | 3,714,341       | 2,183,659                    | 3,895,149           |
| Instituti publice de spectacole si concerte   | 67100304      |                       | 5,898,000  | 4,740,000             | 5,898,000            | 5,898,000          | 3,714,341       | 2,183,659                    | 3,895,149           |
| Servicii recreative si sportive (cod 67.10.05.01)   | 671005        | 16,000                | 3,672,000  | 3,558,000             | 3,672,000            | 3,672,000          | 3,304,067       | 367,933                      | 3,228,031           |

| A   | B        | 1       | 2          | 3          | 4          | 5          | 6          | 7=5-6      | 8          |
|---|----------|---------|------------|------------|------------|------------|------------|------------|------------|
| Sport   | 67100501 | 16,000  | 3,672,000  | 3,558,000  | 3,672,000  | 3,672,000  | 3,304,067  | 367,933    | 3,228,031  |
| Partea IV-a SERVICII SI DEZVOLTARE PUBLICA, LOCUINTE, MEDIU SI APE (cod 70.10+74.10)                                  | 6910     | 637,000 | 12,624,000 | 11,864,000 | 12,614,900 | 12,614,900 | 10,601,891 | 2,013,009  | 11,418,433 |
| Locuinte, servicii si dezvoltare publica (cod 70.10.03+70.10.04+70.10.50)   | 7010     | 637,000 | 12,624,000 | 11,864,000 | 12,614,900 | 12,614,900 | 10,601,891 | 2,013,009  | 11,418,433 |
| Alte servicii in domeniul locuintelor, serviciilor si dezvoltarii comunale  | 701050   | 637,000 | 12,624,000 | 11,864,000 | 12,614,900 | 12,614,900 | 10,601,891 | 2,013,009  | 11,418,433 |
| Partea a VII-a REZERVE, EXCEDENT/DEFICIT  | 9610     |         |            |            |            |            | 4,167,426  | -4,167,426 |            |
| EXCEDENT (98.10.96+98.10.97)  | 9810     |         |            |            |            |            | 2,083,713  | -2,083,713 |            |
| Excedentul sectiunii de functionare   | 981096   |         |            |            |            |            | 1,637,424  | -1,637,424 |            |
| Excedentul sectiunii de dezvoltare  | 981097   |         |            |            |            |            | 446,289    | -446,289   |            |
| DEFICIT (99.10.96+99.10.97)_  | 9910     |         |            |            |            |            | -2,083,713 | 2,083,713  |            |
| Deficitul sectiunii de functionare  | 991096   |         |            |            |            |            | -1,637,424 | 1,637,424  |            |
| Deficitul sectiunii de dezvoltare   | 991097   |         |            |            |            |            | -446,289   | 446,289    |            |
| CHELTUIELILE SECTIUNII DE FUNCTIONARE (cod 50.10+59.10+63.10+70.10+74.10+79.10)                                       | 4910     |         | 59,121,000 | 48,302,850 | 59,121,000 | 59,121,000 | 41,317,790 | 17,803,210 | 41,307,145 |
| Partea III-a CHELTUIELI SOCIAL-CULTURALE (cod 65.10+66.10+67.10+68.10)  | 6310     |         | 47,134,000 | 37,075,850 | 47,134,000 | 47,134,000 | 30,980,790 | 16,153,210 | 30,691,102 |
| Invatamant (cod 65.10.03 la 65.10.05+65.10.07+65.10.11+65.10.50)  | 6510     |         | 8,437,000  | 6,789,850  | 8,437,000  | 8,437,000  | 3,019,897  | 5,417,103  | 2,916,193  |
| Invatamant prescolar si primar (cod 65.10.03.01+65.10.03.02)  | 651003   |         | 4,071,000  | 3,113,500  | 4,071,000  | 4,071,000  | 1,495,192  | 2,575,808  | 1,469,486  |
| Invatamant prescolar  | 65100301 |         | 4,071,000  | 3,113,500  | 4,071,000  | 4,071,000  | 1,495,192  | 2,575,808  | 1,469,486  |
| Invatamant secundar (cod 65.10.04.01 la 65.10.04.03)  | 651004   |         | 4,366,000  | 3,676,350  | 4,366,000  | 4,366,000  | 1,524,705  | 2,841,295  | 1,446,707  |
| Invatamant secundar inferior  | 65100401 |         | 302,300    | 265,550    | 302,300    | 302,300    | 49,343     | 252,957    | 11,065     |
| Invatamant secundar superior  | 65100402 |         | 4,063,700  | 3,410,800  | 4,063,700  | 4,063,700  | 1,475,362  | 2,588,338  | 1,435,642  |
| Sanatate (66.10.06+66.10.08+66.10.50)   | 6610     |         | 29,406,000 | 22,267,000 | 29,406,000 | 29,406,000 | 21,028,203 | 8,377,797  | 20,838,426 |
| Servicii medicale in unitati cu paturi (cod 66.10.06.01+66.10.06.03)  | 661006   |         | 29,406,000 | 22,267,000 | 29,406,000 | 29,406,000 | 21,028,203 | 8,377,797  | 20,838,426 |
| Spitale generale  | 66100601 |         | 29,406,000 | 22,267,000 | 29,406,000 | 29,406,000 | 21,028,203 | 8,377,797  | 20,838,426 |
| Cultura, recreere si religie (cod 67.10.03+67.10.05+67.10.50)   | 6710     |         | 9,291,000  | 8,019,000  | 9,291,000  | 9,291,000  | 6,932,690  | 2,358,310  | 6,936,483  |
| Servicii culturale (cod 67.10.03.03 la 67.10.03.07+ 67.10.03.09 la 67.10.03.11+67.10.03.14+ 67.10.03.15+ 67.10.03.30) | 671003   |         | 5,773,000  | 4,615,000  | 5,773,000  | 5,773,000  | 3,642,020  | 2,130,980  | 3,745,812  |
| Institutiile publice de spectacole si concerte  | 67100304 |         | 5,773,000  | 4,615,000  | 5,773,000  | 5,773,000  | 3,642,020  | 2,130,980  | 3,745,812  |
| Servicii recreative si sportive (cod 67.10.05.01)   | 671005   |         | 3,518,000  | 3,404,000  | 3,518,000  | 3,518,000  | 3,290,670  | 227,330    | 3,190,671  |

| A   | B        | 1         | 2          | 3          | 4          | 5          | 6          | 7=5-6      | 8          |
|---|----------|-----------|------------|------------|------------|------------|------------|------------|------------|
| Sport   | 67100501 |           | 3,518,000  | 3,404,000  | 3,518,000  | 3,518,000  | 3,290,670  | 227,330    | 3,190,671  |
| Partea IV-a SERVICII SI DEZVOLTARE PUBLICA, LOCUINTE, MEDIU SI APE (cod 70.10+74.10)                                  | 6910     |           | 11,987,000 | 11,227,000 | 11,987,000 | 11,987,000 | 10,337,000 | 1,650,000  | 10,616,043 |
| Locuinte, servicii si dezvoltare publica (cod 70.10.03+70.10.04+70.10.50)   | 7010     |           | 11,987,000 | 11,227,000 | 11,987,000 | 11,987,000 | 10,337,000 | 1,650,000  | 10,616,043 |
| Alte servicii in domeniul locuintelor, serviciilor si dezvoltarii comunale  | 701050   |           | 11,987,000 | 11,227,000 | 11,987,000 | 11,987,000 | 10,337,000 | 1,650,000  | 10,616,043 |
| Partea a VII-a REZERVE, EXCEDENT/DEFICIT  | 9610     |           |            |            |            |            | 3,274,848  | -3,274,848 |            |
| EXCEDENT (98.10.96)   | 9810     |           |            |            |            |            | 1,637,424  | -1,637,424 |            |
| Excedentul sectiunii de functionare   | 981096   |           |            |            |            |            | 1,637,424  |            |            |
| DEFICIT (99.10.96)  | 9910     |           |            |            |            |            | -1,637,424 | 1,637,424  |            |
| Deficitul sectiunii de functionare  | 991096   |           |            |            |            |            | -1,637,424 |            |            |
| CHELTUIELILE SECTIUNII DE DEZVOLTARE (cod 50.10+59.10+63.10+70.10+74.10+79.10)  | 4910     | 1,309,000 | 1,981,000  | 1,977,000  | 1,971,900  | 1,971,900  | 460,743    | 1,511,157  | 1,301,433  |
| Partea III-a CHELTUIELI SOCIAL-CULTURALE (cod 65.10+66.10+67.10+68.10)  | 6310     | 672,000   | 1,344,000  | 1,340,000  | 1,344,000  | 1,344,000  | 195,852    | 1,148,148  | 499,043    |
| Invatamant (cod 65.10.03 la 65.10.05+65.10.07+65.10.11+65.10.50)  | 6510     | 34,000    | 43,000     | 39,000     | 43,000     | 43,000     | 17,943     | 25,057     | 12,912     |
| Invatamant secundar (cod 65.10.04.01 la 65.10.04.03)  | 651004   | 34,000    | 43,000     | 39,000     | 43,000     | 43,000     | 17,943     | 25,057     | 12,912     |
| Invatamant secundar inferior  | 65100401 |           | 9,000      | 9,000      | 9,000      | 9,000      | 8,204      | 796        |            |
| Invatamant secundar superior  | 65100402 | 34,000    | 34,000     | 30,000     | 34,000     | 34,000     | 9,739      | 24,261     | 12,912     |
| Sanatate (66.10.06+66.10.08+66.10.50)   | 6610     | 622,000   | 1,022,000  | 1,022,000  | 1,022,000  | 1,022,000  | 92,191     | 929,809    | 299,434    |
| Servicii medicale in unitati cu paturi (cod 66.10.06.01+66.10.06.03)  | 661006   | 622,000   | 1,022,000  | 1,022,000  | 1,022,000  | 1,022,000  | 92,191     | 929,809    | 299,434    |
| Spitale generale  | 66100601 | 622,000   | 1,022,000  | 1,022,000  | 1,022,000  | 1,022,000  | 92,191     | 929,809    | 299,434    |
| Cultura, recreere si religie (cod 67.10.03+67.10.05+67.10.50)   | 6710     | 16,000    | 279,000    | 279,000    | 279,000    | 279,000    | 85,718     | 193,282    | 186,697    |
| Servicii culturale (cod 67.10.03.03 la 67.10.03.07+67.10.03.09 la 67.10.03.11+ 67.10.03.14+ 67.10.03.15+ 67.10.03.30) | 671003   |           | 125,000    | 125,000    | 125,000    | 125,000    | 72,321     | 52,679     | 149,337    |
| Instituti publice de spectacole si concerte   | 67100304 |           | 125,000    | 125,000    | 125,000    | 125,000    | 72,321     | 52,679     | 149,337    |
| Servicii recreative si sportive (cod 67.10.05.01)   | 671005   | 16,000    | 154,000    | 154,000    | 154,000    | 154,000    | 13,397     | 140,603    | 37,360     |
| Sport   | 67100501 | 16,000    | 154,000    | 154,000    | 154,000    | 154,000    | 13,397     | 140,603    | 37,360     |
| Partea IV-a SERVICII SI DEZVOLTARE PUBLICA, LOCUINTE, MEDIU SI APE (cod 70.10+74.10)                                  | 6910     | 637,000   | 637,000    | 637,000    | 627,900    | 627,900    | 264,891    | 363,009    | 802,390    |




| A  | B      | 1       | 2       | 3       | 4       | 5       | 6        | 7=5-6    | 8       |
|--|--------|---------|---------|---------|---------|---------|----------|----------|---------|
| Locuinte, servicii si dezvoltare publica (cod 70.10.03+70.10.04+70.10.50)  | 7010   | 637,000 | 637,000 | 637,000 | 627,900 | 627,900 | 264,891  | 363,009  | 802,390 |
| Alte servicii in domeniul locuintelor, serviciilor si dezvoltarii comunale | 701050 | 637,000 | 637,000 | 637,000 | 627,900 | 627,900 | 264,891  | 363,009  | 802,390 |
| Partea a VII-a REZERVE, EXCEDENT/DEFICIT                                   | 9610   |         |         |         |         |         | 892,578  | -892,578 |         |
| EXCEDENT (98.10.97)  | 9810   |         |         |         |         |         | 446,289  | -446,289 |         |
| Excedentul sectiunii de dezvoltare   | 981097 |         |         |         |         |         | 446,289  |          |         |
| DEFICIT (99.10.97)   | 9910   |         |         |         |         |         | -446,289 | 446,289  |         |
| Deficitul sectiunii de dezvoltare  | 991097 |         |         |         |         |         | -446,289 |          |         |

Nota: Se detaliaza pe structura clasificatiei economice (Anexa 7)

Conducatorul institutiei

Primar, CATALIN CHERECHES



Conducatorul compartimentului  
financiar

CARMEN POP

## CONTUL DE EXECUTIE A BUGETULUI CREDITELOR INTERNE- CHELTUIELI

la data de 30.09.2017

Cod 21


-lei-

| Denumirea indicatorilor *)  | Cod indicator | Credite de angajament | Credite bugetare                                 |                       | Angajamente bugetare | Angajamente legale | Plati efectuate | Angajamente legale de platit | Cheltuieli efective |
|---|---------------|-----------------------|--|-----------------------|----------------------|--------------------|-----------------|------------------------------|---------------------|
|   |               |                       | anuale aprobate la finele perioadei de raportare | trimestriale cumulate |                      |                    |                 |                              |                     |
| A   | B             | 1                     | 2  | 3                     | 4                    | 5                  | 6               | 7=5-6                        | 8                   |
| TOTAL CHELTUIELI (cod 50.07+59.07+63.07+70.07+74.07.79.07)                                  | 4907          |                       | 4,203,000  | 4,203,000             | 4,203,000            | 4,203,000          |                 | 4,203,000                    |                     |
| Partea IV-a SERVICII SI DEZVOLTARE PUBLICA, LOCUINTE,MEDIU SI APE (cod 70.07+74.07)         | 6907          |                       | 4,203,000  | 4,203,000             | 4,203,000            | 4,203,000          |                 | 4,203,000                    |                     |
| Locuinte, servicii si dezvoltare publica (cod 70.07.03+70.07.05 la 70.07.07+70.07.50)       | 7007          |                       | 4,203,000  | 4,203,000             | 4,203,000            | 4,203,000          |                 | 4,203,000                    |                     |
| Alte servicii în domeniile locuintelor, serviciilor si dezvoltarii comunale                 | 700750        |                       | 4,203,000  | 4,203,000             | 4,203,000            | 4,203,000          |                 | 4,203,000                    |                     |
| CHELTUIELILE SECTIUNII DE DEZVOLTARE(cod 50.07+59.07+63.07+70.07+7407+79.07)                | 4907          |                       | 4,203,000  | 4,203,000             | 4,203,000            | 4,203,000          |                 | 4,203,000                    |                     |
| Partea IV-a SERVICII SI DEZVOLTARE PUBLICA, LOCUINTE,MEDIU SI APE (cod 70.07+74.07)         | 6907          |                       | 4,203,000  | 4,203,000             | 4,203,000            | 4,203,000          |                 | 4,203,000                    |                     |
| Locuinte, servicii si dezvoltare publica (cod 70.07.03+70.07.05+70.07.06+70.07.07+70.07.50) | 7007          |                       | 4,203,000  | 4,203,000             | 4,203,000            | 4,203,000          |                 | 4,203,000                    |                     |
| Alte servicii în domeniile locuintelor, serviciilor si dezvoltarii comunale                 | 700750        |                       | 4,203,000  | 4,203,000             | 4,203,000            | 4,203,000          |                 | 4,203,000                    |                     |

Nota: Se detaliaza pe structura clasificatiei economice (Anexa 7)

Conducatorul institutiei

Primar, CATALIN CHERECH



Conducatorul compartimentului

financia  
CARMEN POP

## CONTUL DE EXECUTIE A BUGETULUI FONDURILOR EXTERNE NERAMBURSABILE- VENITURI

la data de 30.09.2017



Cod 20

-lei-

| Denumirea indicatorilor   | Cod indicator | Credite bugetare                                 |                       | Drepturi constatate |                     |                 | Incasari realizate | Stingeri pe alte cai decat incasari | Drepturi constatate de incasat |
|---|---------------|--|-----------------------|---------------------|---------------------|-----------------|--------------------|-------------------------------------|--------------------------------|
|   |               | anuale aprobate la finele perioadei de raportare | trimestriale cumulate | Total, din care:    | din anii precedenti | din anul curent |                    |                                     |                                |
| A   | B             | 1  | 2                     | 3=4+5               | 4                   | 5               | 6                  | 7                                   | 8=3-6-7                        |
| TOTAL VENITURI ALE SECTIUNII DE DEZVOLTARE (cod 00.02+00.16+00.17 + 45.08)  | 000108        | 74,000   | 74,000                | 66,901              |                     | 66,901          | 66,901             |                                     |                                |
| III. OPERATIUNI FINANCIARE (cod 40.08)  | 0016          |  |                       | 151,317             |                     | 151,317         | 151,317            |                                     |                                |
| Încasari din rambursarea împrumuturilor acordate (cod 40.08.15)   | 4008          |  |                       | 151,317             |                     | 151,317         | 151,317            |                                     |                                |
| Sume utilizate din excedentul anului precedent pentru efectuarea de cheltuieli (cod. 40.08.15.02)                           | 400815        |  |                       | 151,317             |                     | 151,317         | 151,317            |                                     |                                |
| Sume utilizate de administratiile locale din excedentul anului precedent pentru sectiunea de dezvoltare                     | 40081502      |  |                       | 151,317             |                     | 151,317         | 151,317            |                                     |                                |
| IV. SUBVENTII (cod 44.08+00.18)   | 0017          | 34,000   | 34,000                | 7,437               |                     | 7,437           | 7,437              |                                     |                                |
| Subventii de la alte nivele ale administratiei publice (cod 42.08)  | 0018          | 34,000   | 34,000                | 7,437               |                     | 7,437           | 7,437              |                                     |                                |
| Subventii de la bugetul de stat   | 4208          | 34,000   | 34,000                | 7,437               |                     | 7,437           | 7,437              |                                     |                                |
| Cofinantare publica acordata in cadrul mecanismului SEE   | 420860        | 27,000   | 27,000                |                     |                     |                 |                    |                                     |                                |
| Cofinantare publica acordata in cadrul mecanismului norvegian   | 420861        | 7,000  | 7,000                 | 7,437               |                     | 7,437           | 7,437              |                                     |                                |
| Sume primite de la UE/alti donatori în contul platilor efectuate si prefinantari ( cod 45.08.17+45.08.18+45.08.21+45.08.24) | 4508          | 40,000   | 40,000                | -91,853             |                     | -91,853         | -91,853            |                                     |                                |
| Mecanismul financiar SEE ( cod 45.08.17.03)   | 450817        |  |                       | -131,197            |                     | -131,197        | -131,197           |                                     |                                |
| Prefinantare  | 45081703      |  |                       | -131,197            |                     | -131,197        | -131,197           |                                     |                                |
| Mecanismul financiar norvegian ( cod 45.08.18.03)   | 450818        | 40,000   | 40,000                | 39,344              |                     | 39,344          | 39,344             |                                     |                                |
| Prefinantare  | 45081803      | 40,000   | 40,000                | 39,344              |                     | 39,344          | 39,344             |                                     |                                |


Conducatorul institutiei

Primar, CATALIN CHERECHES

Conducatorul compartimentului  
financiar

CARMEN POP



## CONTUL DE EXECUTIE A BUGETULUI FONDURILOR EXTERNE NERAMBURSABILE- CHELTUIELI

la data de 30.09.2017

Cod 21


-lei-

| Denumirea indicatorilor *)  | Cod indicator | Credite de angajament | Credite bugetare                                 |                       | Angajamente bugetare | Angajamente legale | Plati efectuate | Angajamente legale de platit | Cheltuieli efective |
|---|---------------|-----------------------|--|-----------------------|----------------------|--------------------|-----------------|------------------------------|---------------------|
|   |               |                       | anuale aprobate la finele perioadei de raportare | trimestriale cumulate |                      |                    |                 |                              |                     |
| A   | B             | 1                     | 2  | 3                     | 4                    | 5                  | 6               | 7=5-6                        | 8                   |
| TOTAL CHELTUIELI ALE SECTIUNII DE DEZVOLTARE (50.08+59.08+63.08+70.08+74.08+79.08)            | 4908          |                       | 225,000  | 225,000               | 225,000              | 225,000            | 66,901          | 158,099                      | 136,437             |
| Partea III-a CHELTUIELI SOCIAL-CULTURALE (cod 65.08+66.08+67.08+68.08)                        | 6308          |                       | 225,000  | 225,000               | 225,000              | 225,000            | 66,901          | 158,099                      | 136,437             |
| Invatamant (cod 65.08.03 la 65.08.05+65.08.07+65.08.11+65.08.50)                              | 6508          |                       |  |                       |                      |                    |                 |                              | 46,695              |
| Învatamânt secundar (cod 65.08.04.01 la 65.08.04.03)  | 650804        |                       |  |                       |                      |                    |                 |                              | 46,695              |
| Învatamânt secundar superior  | 65080402      |                       |  |                       |                      |                    |                 |                              | 46,695              |
| Asigurari si asistenta sociala (cod 68.08.02+68.08.04 la 68.08.06+68.08.11+68.08.15+68.08.50) | 6808          |                       | 225,000  | 225,000               | 225,000              | 225,000            | 66,901          | 158,099                      | 89,742              |
| Alte cheltuieli in domeniul asigurarilor si asistentei sociale                                | 680850        |                       | 225,000  | 225,000               | 225,000              | 225,000            | 66,901          | 158,099                      | 89,742              |

Nota: Se detaliaza pe structura clasificatiei economice (Anexa 7)

Conducatorul institutiei

Primar, CATALIN CHERECHES



Conducatorul compartimentului

financiar  
CARMEN POP